samtec

TSSH-115-01-L-D





TSSH-120-01-L-DH

(2.54 mm) .100"

TSSH SERIES

SHROUDED .025" SQ POST HEADERS

Board Mates:
SSW, SSQ, SSM

Important Note:
This Series will only mate with SSW, SSQ & SSM Series

SPECIFICATIONS

For complete specifications and recommended PCB layouts see www.samtec.com?TSSH

Insulator Material:
Black Liquid Crystal Polymer
Terminal Material:
Phosphor Bronze
Plating:
Au or Sn over
50 µ" (1.27 µm) Ni
Operating Temp Range:
-55 °C to +105 °C with Tin;
-55 °C to +125 °C with Gold
RoHS Compliant:
Yes

PROCESSING

Lead-Free Solderable:
Yes
SMT Lead Coplanarity (-DV):
(0.10 mm) .004" max (05-10)
(0.15 mm) .006" max (15-20)*
(0.20 mm) .008" max (25-36)*
SMT Lead Coplanarity (-DH):
(0.15 mm) .006" max*
*(.004" stencil solution may be available; contact ipg@samtec.com)

RECOGNITIONS

For complete scope of recognitions see www.samtec.com/quality

FILE NO. E111594

APPLICATIONS

SSM TSSH

HORIZONTAL

ALSO AVAILABLE (MOQ Required)

- Other platings

Note:
Some lengths, styles and options are non-standard, non-returnable.

TSSH – 1 – NO. PINS PER ROW – 01 – PLATING OPTION – ROW OPTION – OTHER OPTION

NO. PINS PER ROW:

05, 10, 15, 20, 25, 30, 34 (–D–RA, –DH)
05, 10, 15, 20, 25, 30, 35, 36 (–D, –DV)

PLATING OPTION:

–L = 10 µ" (0.25 µm) Gold on post, Matte Tin on tail

–T = Matte Tin

ROW OPTION:

–D-RA = Double Row Right-angle Pin Through-hole

–DH = Double Row Horizontal Pin Surface Mount

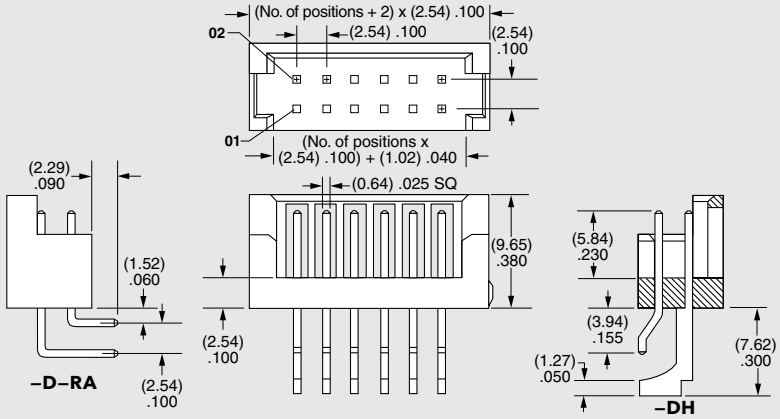

–D = Double Row Vertical Pin Through-hole

–DV = Double Row Vertical Pin Surface Mount

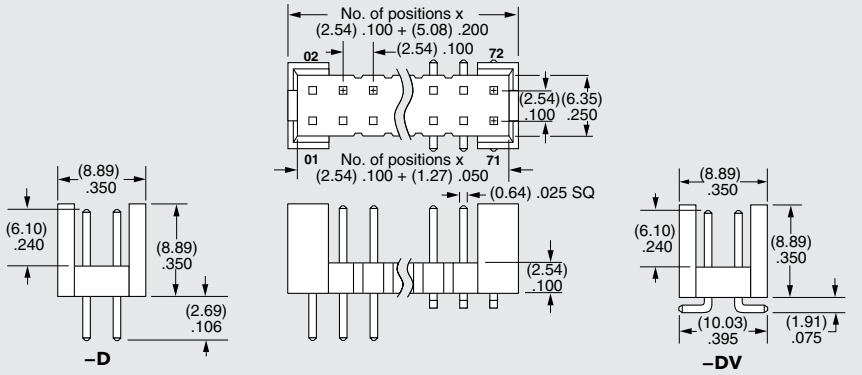

–A = Alignment Pin (N/A with -LC)

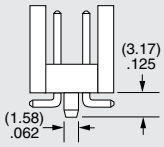

–LC = Locking Clip (-DV only) (N/A with -A) (Manual placement required)

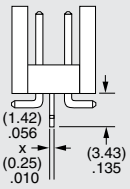

–P = Plastic Pick & Place Pad (-DH only) 5 pos. min

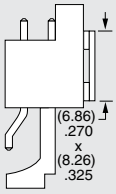

–TR = Tape & Reel 5 to 25 positions (-DH & -DV only)

–FR = Full Reel Tape & Reel (must order max. quantity per reel; Contact Samtec for quantity breaks) 5 to 25 positions (-DH & -DV only)

Unless otherwise approved in writing by Samtec, all parts and components are designed and built according to Samtec's specifications which are subject to change without notice.