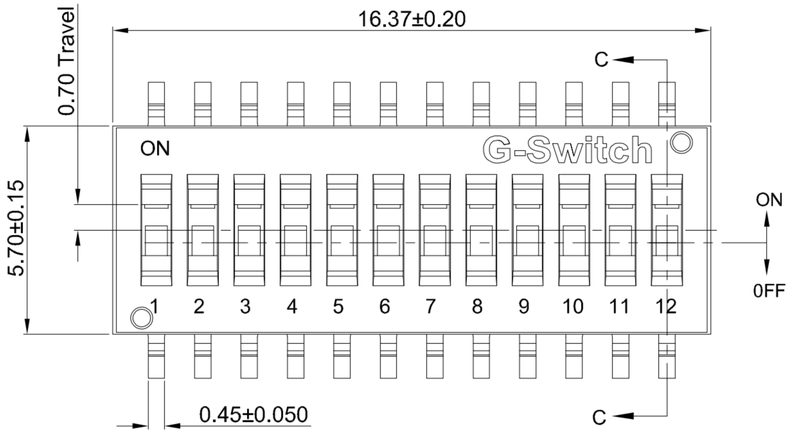

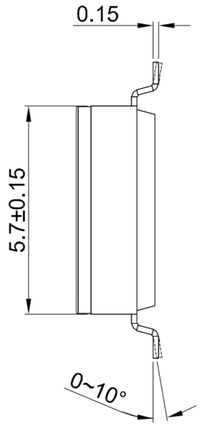

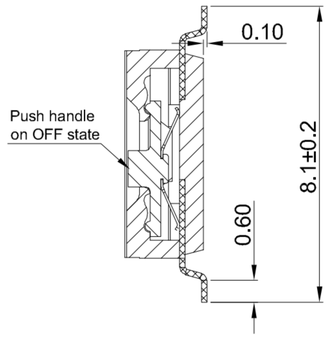

SECTION C-C



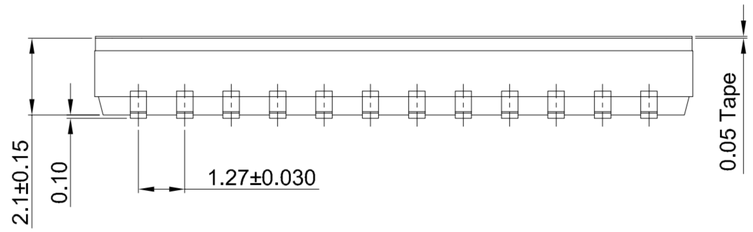

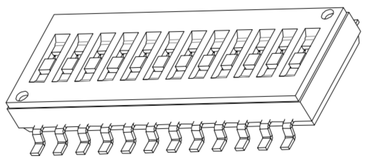

OFF POSITION
12 POS AVAIL

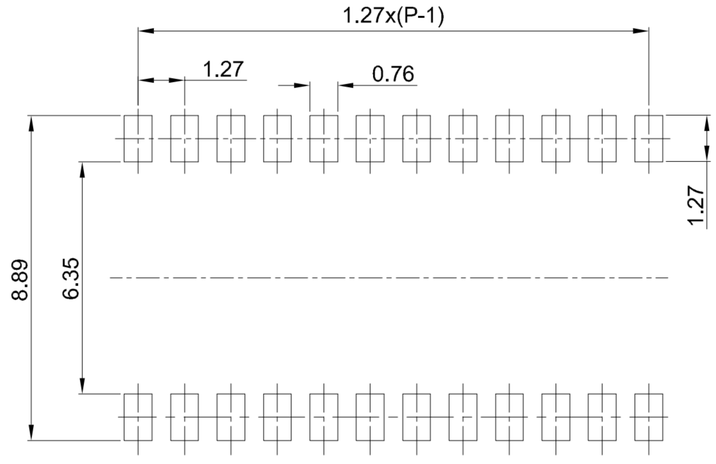

RECOMMENDED PCB LAYOUT

D V 7 S A -12 F - 01

Dip Switch

Appearance
H=Horizontal
V=Vertical

Pin Pitch
7=1.27 Pitch
5=2.54 Pitch

PCB Form
S=SMT
D=DIP

G-Switch Type
A= A Type

Extended Encoding
01=Stick Mylar
02=Not have Mylar

Position
N=ON
F=OFF

Part No.
01=01Pin 02=02Pin
03=03Pin 04=04Pin
05=05Pin 06=06Pin
07=07Pin 08=08Pin
09=09Pin 10=10Pin
11=11Pin 12=12Pin

G-Switch Specification:

1.Operating temperature range: -40°C ~ +85°C
2.Rating: 50mA.12V DC
3.Insulation resistance: 100MΩ min.100V DC
4.Dielectric strength: 250V AC for 1 min
5.Contact resistance:100m Ω max.
6.Travel: 0.7±0.1mm
7.Operating Life:1,000 cycles

NO.	PART NAME	MATERIAL	REMARK
1	MYLAR	PI	YELLOW
2	COVER	HTN FR52G30	BLACK
3	ACTUATOR	LCP-E6006L	TRUE QUALITIES
4	TETMINAL CONTACT	COPPER ALLOY(C5240)	CONDUCTION POSITION GOLD PLATING
5	BASE	HTN FR52G30	BLACK
6	TERMINAL	COPPER ALLOY(C5191)	CONDUCTION POSITION GOLD PLATING

Pb Process Capable

RoHS Compliant EU RoHS Standards

HALOGEN Compliant Halogen Free

SCALE: 1:1	UNIT: mm	Title:	Horizontal 1.27 Pitch Dip Switch SMT 12Pin Off Stick Mylar
SIZE: A4		Molde Code:	DV7SA-12F-01

Unless otherwise General Tolerance:

X	±0.30
X.x	±0.20
X.xx	±0.15
X.xxx	±0.10
Angles	±3°

DRAWN	CHECKED	APPROVED	DATE
Xia	Chen	Chen	2023.04.24

品赞科技 b-Switch ®

REV: A0 SHEET: 1/1